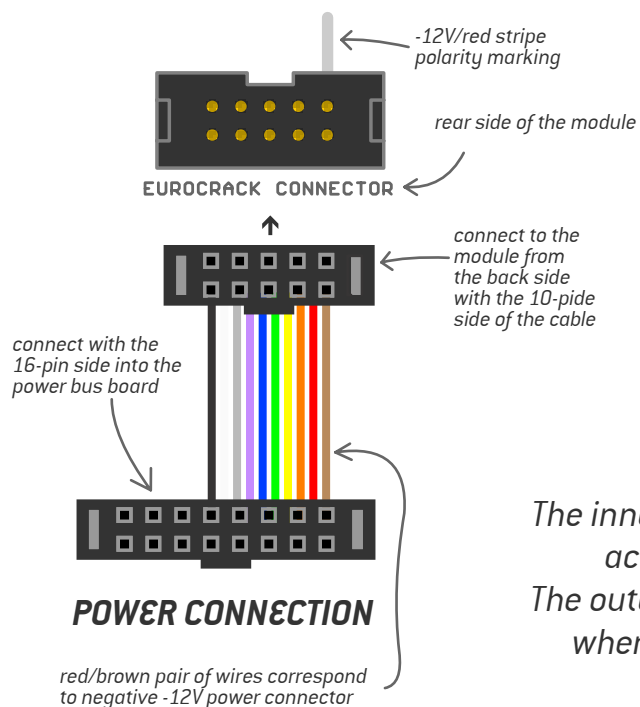


# Endorphines GOLDEN MASTER

EUROCRACK FINAL OUTPUT MULTIBAND PROCESSOR

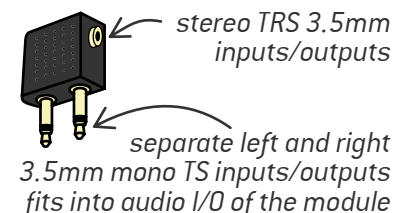
# SEE YOU AT THE PARTY

- 6 HP width, final output multiband processor for eurorack
- Improve your raw Eurorack mixes to sound powerful on stage instantly
- Mode 1: 3-band EQ (Low, Mid, High)
- Mode 2: 3-band compressor with intuitive adjustment and brickwall limiter (1.5 ms look ahead, to make the compression more precise)
- Mode 3: Mid/Side stereo field processing
- All 3 modes (EQ, compressor, mid/side processing) available simultaneously
- 96 kHz 16 bit digital stereo audio processing
- Depth: 30mm (with ribbon cable plugged in)
- Power requirements: +12V: 135 mA, -12V: 25 mA



Video manual: <https://youtu.be/IYiCIMF3fm0>

<https://endorphin.es/myshopify.com/collections/all-products/products/airplane-audio-adapter-stereo-into-l-r-mono>



Final audio outputs: separate left and mono outputs can be used for further modular patching using mono cables, but also as **balanced outputs** using stereo cables

**VU output level meters:**  
The inner pair of LEDs lights up according to audio signal.  
The outer pair of LEDs lights up when signal **clipping** occurs

**Digital input gain knob,** to hit the limiter harder.  
**Warning:** May increase noise level but compressor will work more aggressively.

**Audio inputs:** left/right input 1 is normalised to input 2.  
Default: modular level signal  
Can be adjusted to the to line level input with the trimmers on the backside (ccw=modular, cw=line)



Post VCA CV input, range: 0...+5V  
0V corresponds to silence  
5V corresponds to full volume

**Mode LED indicator, lights up:**

- BLUE (default) when adjusting band amplitude
- RED when adjusting the compressor settings
- FUCHSIA when adjusting mid/side

**Final audio volume:** Maximum at full CW, silent at full CCW. Set once and forget it.

**Enhance buttons:**  
Single press on 'enhance' buttons works as immediate mute, long press (more than 1.5 seconds) enables the compressor.

**Low/Mid/High band adjustment knobs.**  
Depending on the mode, they adjust:

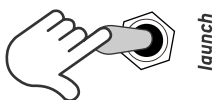
- EQ (Mode LED: blue)
- compressor settings (Mode LED: red)
- mid/side settings (Mode LED: fuchsia)

**Mode button (to switch mode of knobs)**  
Shortly press to select one of the 3 modes to edit: BLUE/EQ, RED/compressor, FUCHSIA/mid/side  
Long press enables/disables bypass (all settings to default)

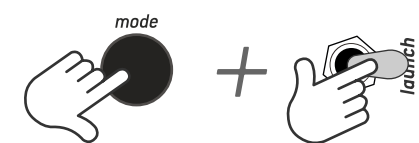
## FIRMWARE UPDATE:

Download the latest firmware for GOLDEN MASTER:  
<https://www.endorphin.es>

power OFF your modular system:



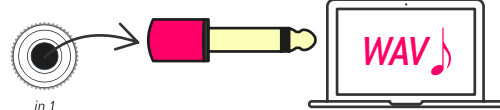
hold STEP while powering again:



you will see the illuminati LED slowly blinking blue:



with simple mono or stereo cable connect audio output from your computer headphone output into AUDIO IN 1 jack of the module



Press PLAY and wait until the audio file played back (approx. 1 min.).  
Illuminati LED will quickly blink in blue.  
The module will reboot automatically.

Don't play any other sounds on your computer during update process.  
When Illuminati LED flashes RED, the signal is too low or too high.  
Stop audio playback.  
Reset the process by pressing MODE button once. Regulate the signal level and restart the audio playback from the beginning.

Video update guide: <https://youtu.be/WKt7FdRGRYI>

## WARRANTY

RTFM – be so kind and read the MANUAL. It will provide you with the information you need to fully indulge the module you just purchased – for which we like to thank you. Enjoy your sound experiences, dear sonic traveller. Beginning from the product's purchase date a 1-year warranty is guaranteed for each product in case of any manufacturing errors or other functional deficiencies during runtime.

The warranty does not apply in case of:

- damage caused by misuse • mechanical damage arising from careless treatment (dropping, vigorous shaking, mishandling, etc.)
- damage caused by liquids or powders penetrating the device • heat damage caused by overexposure to sunlight or heating • electric damage caused by improper connecting

The warranty covers replacement or repair, as decided by us. Please contact us via email for a return authorization before sending anything. Shipping costs of sending a module back for servicing is paid by the customer. Device complies with all EU regulations concerning RoHS lead-free manufacturing and WEEE disposal

## THE 3 MODES (work simultaneously) EXPLAINED:

**BLUE:** Low/Mid/High knobs adjust each band's volume with 100% in the middle. Band crossover points are around 300 Hz and 3 kHz.

**RED:** Low/Mid/High knobs adjust each band's compressor settings: From mild (full CCW) to normal (middle) to harsh (full CW).

**FUCHSIA:** Low/Mid/High knobs adjust each band's stereo spread: Mid/Side setting  
Middle channel is being extracted and substracted from left and right channels. The more you turn the knob CW from the center, the more side information is left in the channels

ENDORPHIN.ES® – GOLDEN MASTER  
Module design by Andreas Zhukovsky  
Collection Spring / Summer 2022  
Endorphin.es are made in Barcelona, Spain  
Follow, like, post and tag us at instagram: @endorphin.es

Visit us:  
<http://endorphin.es>  
<https://youtube.com/user/TheEndorphines>  
<https://facebook.com/TheEndorphines>  
<https://www.instagram.com/endorphin.es>  
<https://twitter.com/endorphin.es>  
For technical requests: support@endorphin.es  
For general requests: info@endorphin.es

FURTH BARCELONA, S.L.  
VAT ID: ES B66836487